

The Floral States of America

ANDOVER FABRICS



Patriotic Blooms Quilt designed by: Andover Fabrics • Quilt Size: 51" x 34"

Skill Level: Intermediate

andover : makower.uk

Free Pattern Download Available

1384 Broadway New York, NY 10018
Tel. (800) 223-5678 • andoverfabrics.com

Patriotic Blooms



Featuring Andover Fabrics new Collection: The Floral States of America

Quilt designed by Andover Fabrics

Quilt finished 51" x 34"

Quilt Cutting Directions

Note: Read assembly directions before cutting patches. Borders are cut to exact length required plus $\frac{1}{4}$ " seam allowance. WOF designates the width of fabric from selvedge to selvedge (approximately 42" wide).

Fabric A Fussy cut (1) $43\frac{1}{2}$ " x $26\frac{1}{2}$ " rectangle, centered on the panel.

Fabric B Cut (2) 2 " x $26\frac{1}{2}$ " WOF strips.
Cut (3) 2 " x WOF strips. Sew the strips together end to end with diagonal seams and cut (2) 2 " x $46\frac{1}{2}$ " strips.

Fabric C Cut (2) $3\frac{1}{2}$ " x 38 " WOF strips.
Cut (3) $3\frac{1}{2}$ " x WOF strips. Sew the strips together end to end with diagonal seams and cut (2) $3\frac{1}{2}$ " x 55 " strips.

Binding Cut (5) $2\frac{1}{2}$ " x WOF strips for the binding.

Backing Cut (1) 59 " x WOF strip and trim to make (1) 59 " x 42 " backing.

Making the Quilt

The arrows in the diagrams represent the fabric print direction. Pay attention to the fabric and unit orientations when assembling the various components.

1. Block Assembly

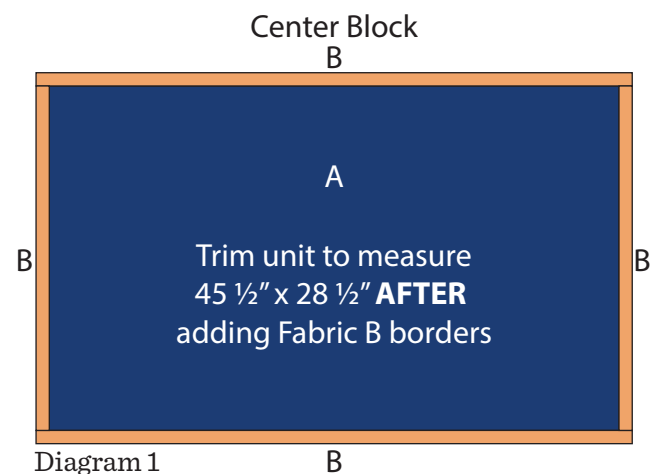
Sew (1) 2 " x $26\frac{1}{2}$ " Fabric B strip to each side of the $43\frac{1}{2}$ " x $26\frac{1}{2}$ " Fabric A rectangle. Sew (1) 2 " x $46\frac{1}{2}$ " Fabric B strip to the top and to the bottom of the Fabric A rectangle to make the Center Block (Diagram 1). **Trim the block to measure $45\frac{1}{2}$ " x $28\frac{1}{2}$ "**.

Quilt Fabric Requirements

		Yardage	Fabric
Fabric A	center panel	1 panel	960-B
Fabric B	border	$\frac{3}{8}$ yard	1008-VA*
Fabric C	border	$\frac{5}{8}$ yard	962-B
Binding		$\frac{1}{2}$ yard	1008-VA*
Backing		$1\frac{3}{4}$ yards	961-B

* Choose your state flower and represent your state in this fun quilt!

Virginia state flower shown in image and fabric requirements above.



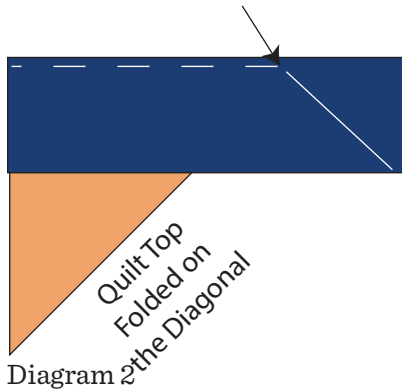
Quilt Top Assembly

(Refer to the Quilt Layout when assembling the quilt top.)

- Center (1) $3\frac{1}{2}$ " x 38 " Fabric C strip on (1) side of the Center Block and pin in place. Start sewing the strip a $\frac{1}{4}$ " from the top edge of the block and stop a $\frac{1}{4}$ " from the bottom edge. **DO NOT TRIM THE EXCESS.** Repeat with the opposite side.
- Repeat Step 2 to sew (1) $3\frac{1}{2}$ " x 55 " Fabric C strip to the top and to the bottom of the Center Block, making sure to stop and start $\frac{1}{4}$ " away from each end of the block. To miter each corner, fold the Center Block on a diagonal, wrong side together. This should line up the strips from adjacent sides (Diagram 2).

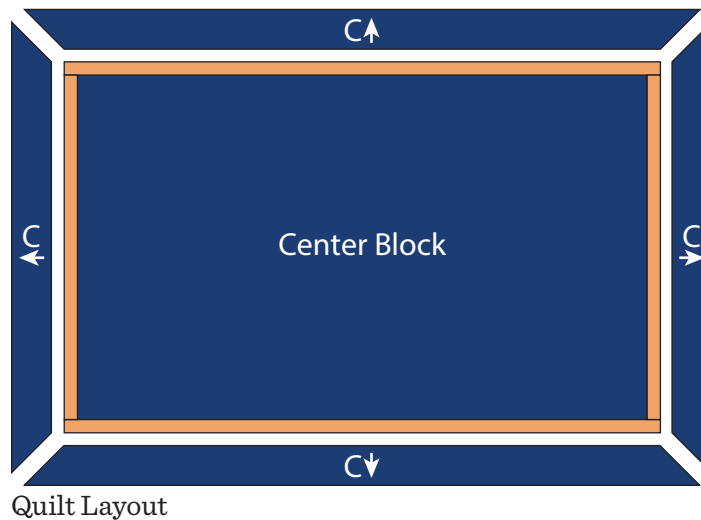
Patriotic Blooms

- Starting at the sewn seam (represented by the arrow in Diagram 2), draw a 45-degree line to the edge of the fabric. Sew on the drawn line. Trim the excess fabric leaving a $\frac{1}{4}$ " seam. Repeat this step with the remaining corners to make the quilt top.



Finishing the Quilt

- Layer and quilt as desired.
- Sew the (5) binding strips together, end to end with a 45-degree seams, to make the binding. Fold this long strip in half lengthwise with wrong sides together and press.
- Bind as desired.



The Floral States of America



ANDOVER FABRICS



960-B 1 panel



961-B (includes backing) 1 3/4 yds

blossom • Florida • Orange blossom • Indiana • Peony • Illinois • Violet • Evergreen magnolia • Arizona • Saguaro cactus blossom • Colorado • Columbi

962-B



963-AL

5/8 yd



964-AK

laware • Peach blossom • Florida • Orange blossom • Indiana • Peony • Illinois • Mississippi • Evergreen magnolia • Arizona • Saguaro cactus blossom • Color

962-L



965-AZ

laware • Peach blossom • Florida • Orange blossom • Indiana • Peony • Illinois • Mississippi • Evergreen magnolia • Arizona • Saguaro cactus blossom • Color

962-T



966-AR



967-CA



968-CO



969-CT



970-DE



971-FL



972-GA




973-HI



974-ID



975-IL



976-IN



977-IA



978-KS




979-KY



980-LA



981-ME



982-MD



983-MA



984-MI



985-MN



986-MS



987-MO



988-MT



989-NE



990-NV



991-NH



992-NJ



993-NM



994-NY



995-NC



996-ND



997-OH



998-OK



999-OR



1000-PA



1001-RI



1002-SC



1003-SD



1004-TN



1005-TX



1006-UT



1007-VT



1008-VA (includes binding) 7/8 yd



1009-WA



1010-WV



1011-WI



1012-WY

andover • makower uk

Free Pattern Download Available

1384 Broadway New York, NY 10018
Tel. (800) 223-5678 • andoverfabrics.com